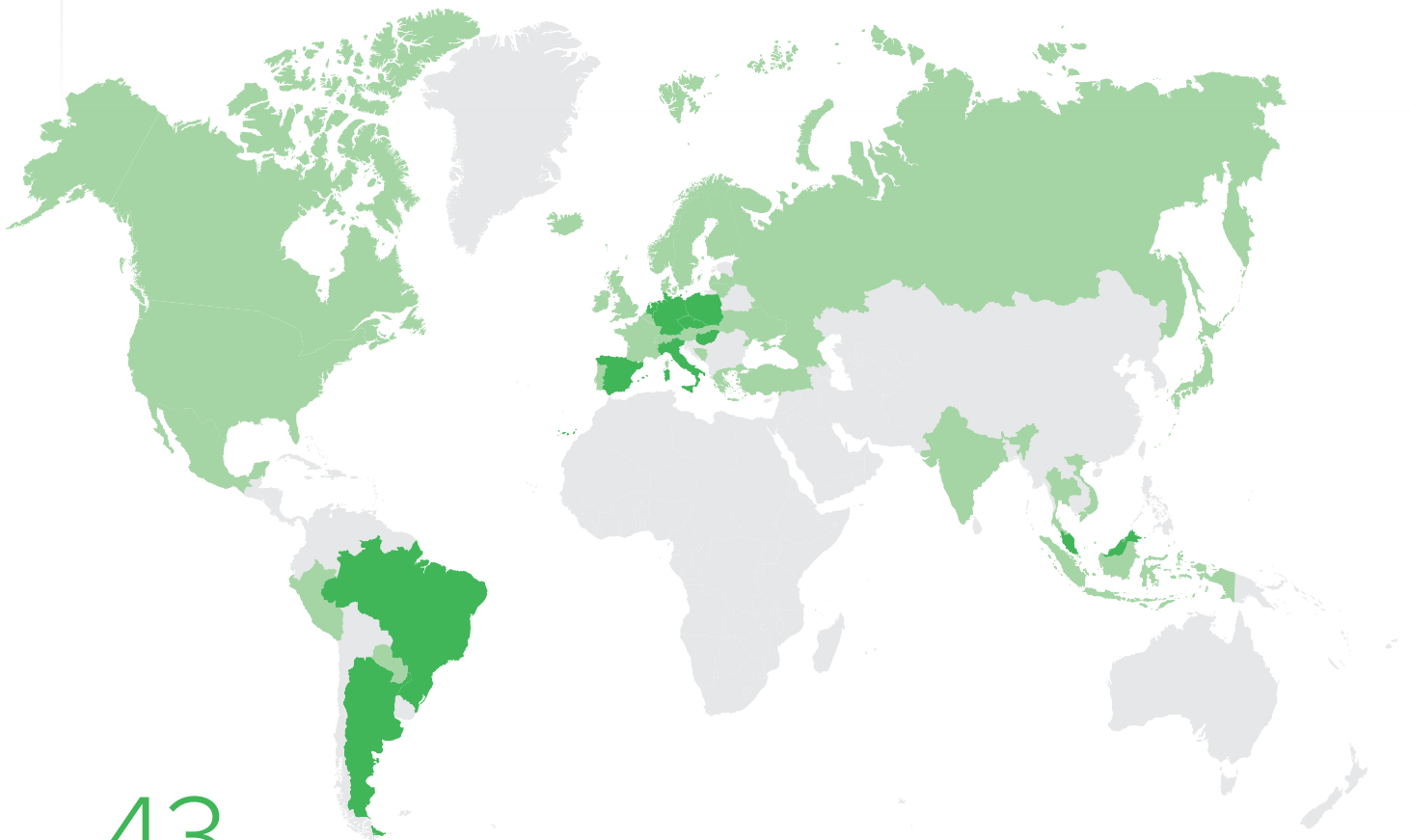


GMP+ Monitoring database results

GMP+ International has evaluated the retrieved monitoring data from the GMP+ Monitoring database. Facts and figures related to the GMP+ Monitoring database in 2019 are present in this infographic.



43

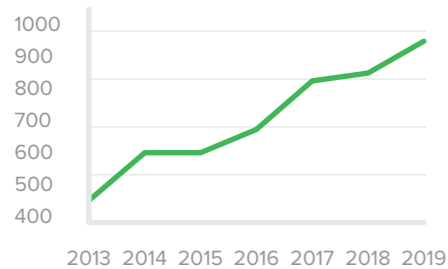
Participating countries worldwide

Top 10 Participating countries

- | | |
|-------------------|---------------|
| 1. Germany | 6. Brazil |
| 2. Poland | 7. Spain |
| 3. Netherlands | 8. Malaysia |
| 4. Czech Republic | 9. Hungary |
| 5. Italy | 10. Argentina |

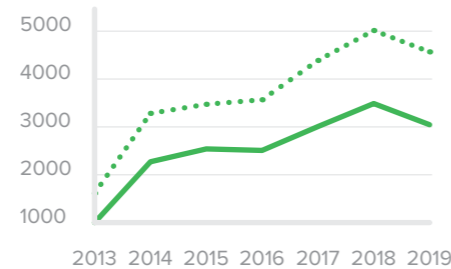
GMP+ Monitoring database results

911
Users



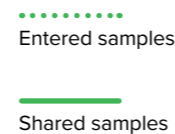
Number of GMP+ Monitoring database users

44,298
Results

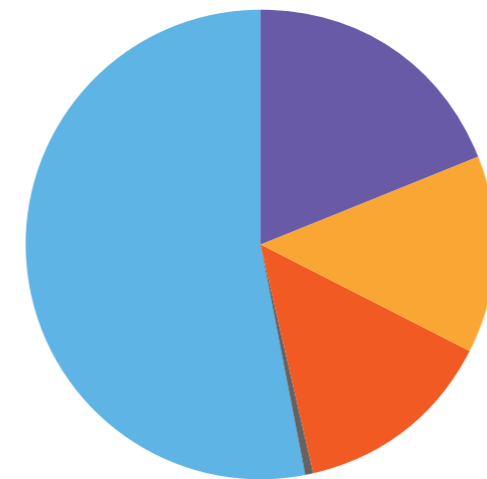


Total number of entered and shared samples

28,936
Shared results
65.32%
Sharing rate



Analyses results



- Aflatoxin B1
- Dioxins and Dioxin-like PCBs
- Heavy metals
- Prohibited animal protein
- Microbiological hazards

Aflatoxin B1

Analyses: 1147
Exceedings: 0

Dioxins and dioxin-like PCBs

Analyses: 3383
Exceedings: 7

Dioxin:

- 1 Fish oil;
- 1 Acid oil mixture from chemical refining of various vegetable oils

Dioxin and Dioxin-like PCBs:

- 1 Calcareous marine shells;

Dioxin-like PCBs:

0

Non-dioxin-like PCBs:

- 1 Calcium sulphate dihydrate
- 1 Dicalcium phosphate
- 1 Carob pods powder
- 1 Complementary feed

Heavy metals

Analyses: 4007
Exceedings: 3

Arsenic:

Analyses: 1147
Exceedings: 1

- 1 Fish oil

Cadmium:

Analyses: 894
Exceedings: 1

- 1 Monocalcium phosphate

Mercury:

Analyses: 1125
Exceedings: 0

Lead:

Analyses: 841
Exceedings: 1

- 1 Fish oil

Prohibited animal protein

Analyses: 219
Exceedings: 0

Microbiological hazards

Analyses: 15290
Exceedings: 66

Salmonella:

Analyses: 14558
Exceedings: 66

- 1 Cattle feed
- 5 Cattle; dairy feed
- 1 Pig feed; piglet
- 1 Sheep feed; lamb
- 1 Poultry feed; broiler
- 1 Poultry feed; rearing general
- 1 Poultry feed; rearing breeding
- 2 Poultry feed; general
- 30 Poultry feed; layig hens (incl. rearing)
- 1 Maize meal
- 1 Maize gluten
- 1 Rice bran
- 4 Palm kernel meal
- 3 Soya bean hulls
- 11 Soya (bean) meal
- 2 Sunflower seed expeller

Enterobacteriaceae

Analyses: 732
Exceedings: 0

Benefits GMP+ Monitoring database

1. Access to data from the global GMP+ Community

Since 2013, GMP+ certified companies all over the world shared approximately 163,000 results in the GMP+ Monitoring database.

2. Quickly find relevant undesirable substances

The 'Reports' function enables you to quickly have an overview of the most relevant undesirable substances in your feed which are (anonymously) shared by the GMP+ Community.

3. Your input will positively affect your business

Shared analysis results are used for updates of the GMP+ monitoring protocols. For example, retrieved data are periodically used to evaluate the Aflatoxin protocol.

4. Easy sharing of monitoring data with your customers

In the GMP+ Monitoring database, you can directly share monitoring results of your feed with your customers in the chain.

"We benefit" by the shared data from the Community, and we are also sharing our data to benefit the community. It's all about our collective interest: feed safety."

Did you know that ...

You decide if your share data within the GMP+ Community?

Sharing your knowledge (anonymously) is a collective interest of the whole GMP+ Community. You, however, decide which results you share in the GMP+ Monitoring database. The only obligation to share results are in certain specific monitoring protocols and country notes.

Your laboratory can enter the data on your behalf?

By using digital submission with Excel or XML file, your laboratory can enter your monitoring data without need of a login account.

The GMP+ Monitoring database does a generic check on feed safety limit (GMP+ BA1)?

After you enter the monitoring data, the database will automatically do a generic check on your entries against feed safety limits in GMP+ BA1.

Did you know how many products are included in the GMP+ Monitoring database?

The GMP+ Monitoring database includes over 1,084 feed products. And also more than 1,045 undesirable substances are available.

You can personalise the GMP+ Monitoring database?

The GMP+ Monitoring database can be personalised for different segments such as 'Relations', 'Own product name', 'characteristics' and 'analysis set', which will make your use of the database more applicable to your company situation.

“After spending time to investigate how to use the GMP+ Monitoring database, we saw the benefits of using the database. A question from one of our customers about the safety of our feed could be solved by supplying analysis results to prove that our supplied feed complied with the safety limit.”

Find more information about the use of the GMP+ Monitoring database in below documents:

[GMP+ Monitoring database manual](#)

[GMP+ D3.7 FAQ Monitoring database](#)

Do you have questions or do you need guidance?

The GMP+ Helpdesk is always there for you.

Contact the GMP+ helpdesk