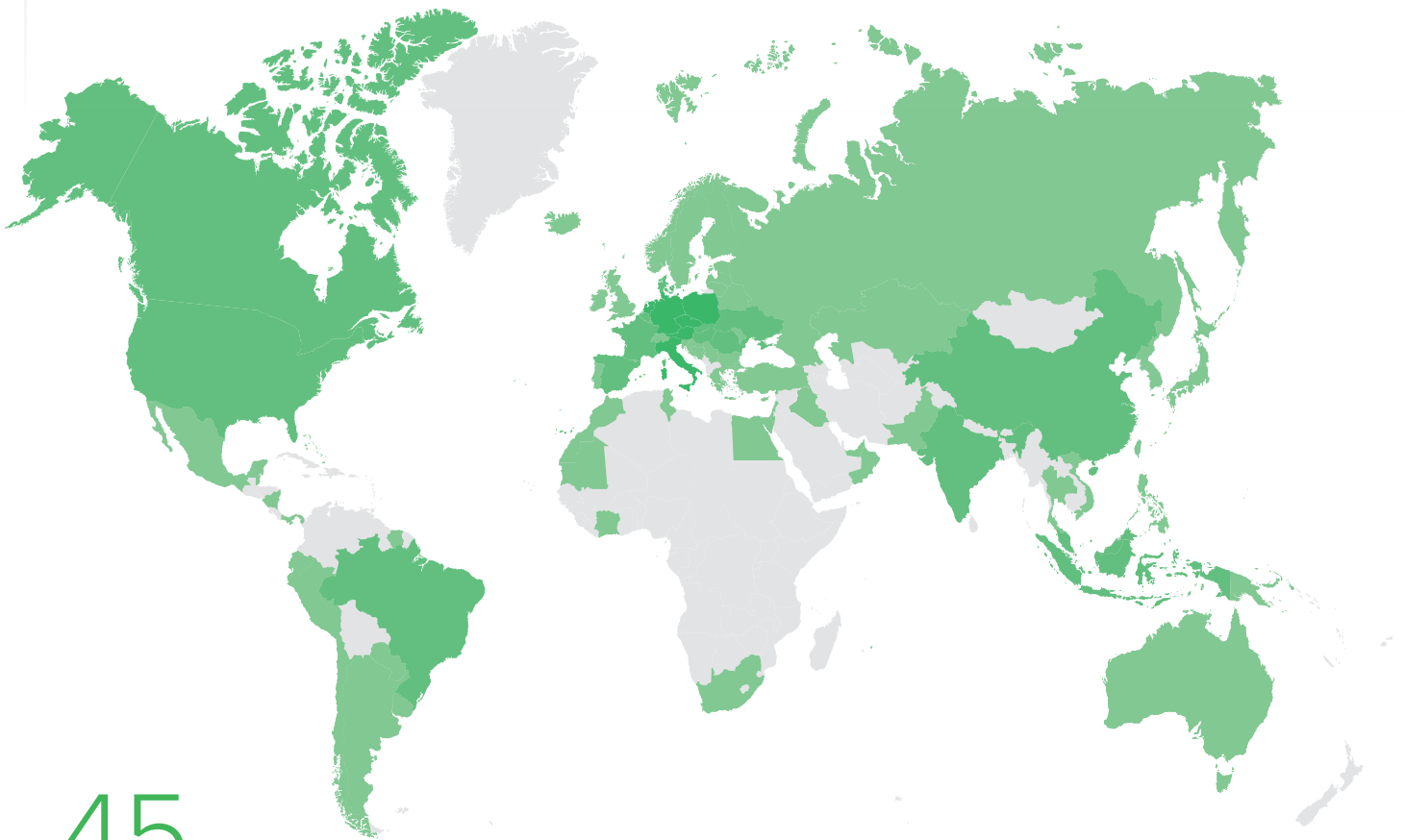


Results Monitoring database 2020

GMP+ International has the analysis results which have been entered in the GMP+ Monitoring database evaluated. This infographic shows the results, that were shared with the GMP+ Community in the past year.



45

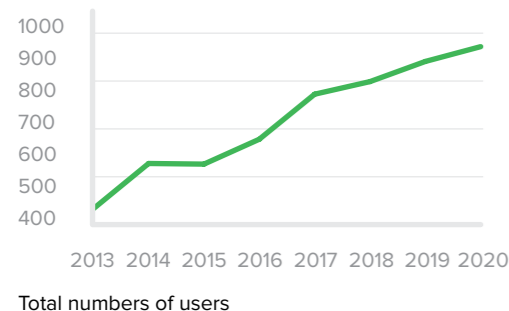
Participating countries worldwide

Top 10 user origins

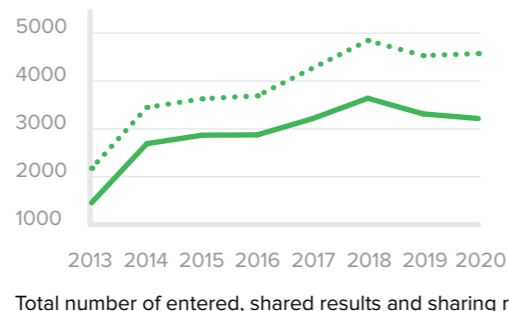
- | | |
|-------------------|---------------|
| 1. Germany | 6. Hungary |
| 2. Netherlands | 7. Brazil |
| 3. Poland | 8. Malaysia |
| 4. Czech Republic | 9. Spain |
| 5. Italy | 10. Argentina |

GMP+ Monitoring database results

958
Users



44,829
Entered samples



27,710
Shared samples
62%
Shared samples in percentage

Entered samples
Shared samples

Benefits GMP+ Monitoring database

1. Access to data from the global GMP+ Community

Since 2013, GMP+ certified companies all over the world shared approximately 191,000 results in the GMP+ Monitoring database.

2. Quickly find relevant undesirable substances

The 'Reports' function shows the results of the same type of feed of all the GMP+ Community members (who shared results) and enables you to quickly have an overview of an undesirable substance in concerned feed.

3. Your input will positively affect your business

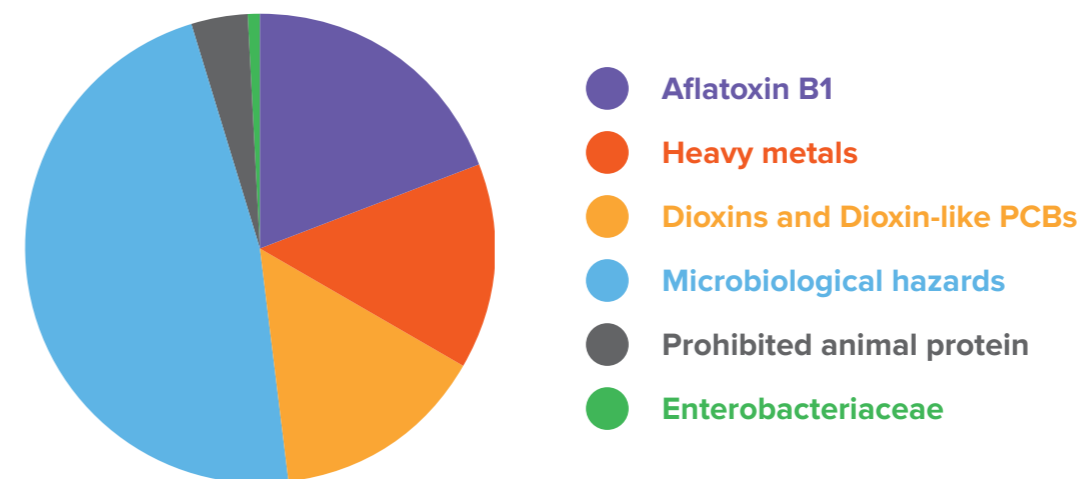
Shared analysis results are used for updates of the mandatory GMP+ monitoring protocols. For example, retrieved data are periodically used to evaluate and update (Classification of countries of cultivation) the Aflatoxin protocol in the GMP+ BA1/TS1.7.

4. Easy sharing of monitoring data with your customers

In the GMP+ Monitoring database, you can directly share monitoring results of your feed with your customers in the chain.

"We benefit" by the shared data from the Community, and we are also sharing our data to benefit the community. It's all about our collective interest: feed safety.

Analyse resultaten



	Analyses	Exceedings	Exceedings in %	Positive product
Aflatoxin B1	5470	0	0	
Heavy metals	4031	0	0	
Arsenic	935	0	0	
Cadmium	943	0	0	
Lead	906	0	0	
Mercury	1247	0	0	
Dioxins	4184	5	0.12	
Dioxin	991	0	0	
Dioxin and dioxin-like PCBs	1304	3	0.23	Acids oils mixture from chemically refining of various vegetable oils (3)
Dioxin-like PCBs	1327	0	0	
Non-dioxin like PCBs	562	2	0.36	Palm fatty acid distillate olein fraction (1) Palm oil, crude (1)
Salmonella	13343	57	0.43	
	1300	7	0.54	Cattle feed; dairy cattle
	27	1	5.12*	Sheep feed; general
	12	1		Sheep feed; lamb
	109	1		Pig feed; finishing feed
	116	1	0.89	Pig feed; sow
	289	1		Poultry feed; general
	2250	17	0.45	Poultry feed; laying hen (incl. rearing)
	1656	1		Poultry feed; broiler
	249	6	2.41	Mazie gluten
	154	2	1.30	Wheat
	124	1		Soy beans, heat treated
	737	6	0.98	Soya (bean) meal
	53	2		Soya bean hulls
	399	4		Rape seed meal
	23	6	2.37	Rapeseeds expeller, heat treated
Prohibited animal protein	220	0		
Enterobacteriaceae	1075	0		

Did you know that...

You can anonymously share your monitoring data with the GMP+ Community?

Only when sharing your uploaded monitoring results the data will be visible for the GMP+ Community and can be used for creating 'Report'. The shared data are anonymous for GMP+ International and the GMP+ Community.

In some cases, your company is mandatory to upload and share your monitoring results?

On [our website](#) you can find in which situation(s) your company is mandatory to upload and (anonymously) share your monitoring results with the GMP+ Community.

There is a GMP+ Monitoring database manual?

The GMP+ Monitoring database manual is available on GMP+ International website (EN, NL, DE). This manual instructs you on how to upload and share your monitoring results both manually and digitally (XML and Excel files).

Helpdesk is there to help with your questions regarding GMP+ Monitoring database?

You can always contact Helpdesk when you have any questions about the GMP+ Monitoring database. A MS Teams meeting can be arranged between you and a GMP+ employee to help you.

GMP+ International would like to hear from you about the GMP+ Monitoring database?

Your experiences and feedback are very much appreciated. Together with you, we can work on the service of GMP+ Monitoring database development. We invite you to send us your comments to Helpdesk. We are here to hear from you.

“After spending time to investigate how to use the GMP+ Monitoring database, we saw the benefits of using the database. A question from one of our customers about the safety of our feed could be solved by supplying analysis results to prove that our supplied feed complied with the safety limit.”

Find more information about the use of the GMP+ Monitoring database in below documents:

[GMP+ Monitoring database manual](#)

[GMP+ D3.7 FAQ Monitoring database](#)

Also available in German and Dutch.

Do you have questions or do you need guidance?

The GMP+ Helpdesk is always there for you.

Contact the GMP+ helpdesk